

Gigaset

Repeater

Important information

Application

For Gigaset cordless telephones.

Safety precautions

Note:

Read the safety precautions and the manual before use.
Explain their contents to your children, and the potential hazards associated with using the device.



Only use the power supply unit supplied, as indicated on the underside of the device.



The operation of medical appliances may be affected. Be aware of the technical conditions in your particular environment, e.g. doctor's surgery.

Maintain sufficient distance from other electronic devices (e.g. PC), as these can interfere with operation.



Do not install the device in a bathroom or shower. It is not waterproof.



Do not use the device in environments with a potential explosion hazard, e.g. auto paint shops.



If you give your Gigaset Repeater to someone else, make sure you also give them the manual.



All electrical and electronic products should be disposed of separately from the municipal waste stream via designated collection facilities appointed by the government or the local authorities.

This crossed-out wheeled bin symbol on the product means the product is covered by the European Directive 2002/96/EC.

The correct disposal and separate collection of your old appliance will help prevent potential negative consequences for the environment and human health. It is a precondition for reuse and recycling of used electrical and electronic equipment.

For more detailed information about disposal of your old appliance, please contact your local council refuse centre or the original supplier of the product.

Introduction

Contents of the package

- 1 Gigaset Repeater
- 1 power supply unit for Gigaset Repeater
- These operating instructions

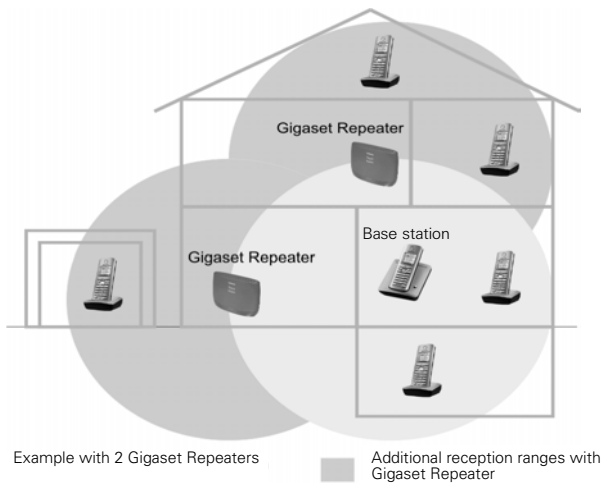
Maintenance

Simply wipe the device with a damp cloth or an antistatic cloth. Do not use solvent or a microfibre cloth. Never use a dry cloth as this can cause static.

Introduction

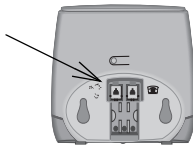
Your Gigaset Repeater extends the reception range of a maximum of 2 handsets. Up to 6 Gigaset Repeater units can be used with a single base station thus making available extra extended reception range for each 2 handsets respectively.

The maximum number of handsets that can be registered at your base station is not affected by the Gigaset Repeater.



Before you start to register the units, install the Gigaset Repeater in close proximity to the base station and a power supply point. If a Gigaset Repeater is already in use, it must be switched on and positioned next to the base station before registration can commence.

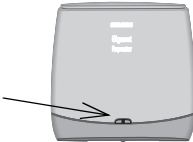
Socket for power lead



Registration button

The power lead supplied is plugged into the socket on the Gigaset Repeater's rear side.

LED's



The different operating modes are indicated on the front of the Repeater unit by means of two LED's (for an explanation, see page 19).

Preparing

Please refer to the user guide for your phone to check whether your base station is suitable for operating the repeater and how to prepare it for registering the repeater.

If a repeater can register at your base station, make sure repeater mode is **enabled**.

Automatic registration

Carry out the following steps:



Gigaset Repeater is **enabled** (power plug inserted). The device is then in registration mode for a period of five minutes.



Place the base station in Repeater registration mode in the same way as you would to manually register a handset. Please refer to the operating instructions for your base station.

Preparing

Manual registration

Carry out the following steps:



Gigaset Repeater is **enabled** (power plug inserted).

Place the base station in Repeater registration mode in the same way as you would to manually register a handset. Please refer to the operating instructions for your base station.

To perform manual registration, press the registration button for 4 seconds (it can be found on the rear of the device, see figure above).

Enter the number of the repeater (talk button, choose between 2 - 7) on any (registered) handset and then press the hash key.

If you are registering a number of repeaters at your base station, make sure to assign them different numbers.



Ensure that other base stations close to the Gigaset Repeater are not in registration mode during this process.



The left LED on the Gigaset Repeater flashes continually. After a short while the LED stays on permanently indicating that registration is complete and that the unit is ready for operation.




The Gigaset Repeater can be registered independently of the length of an audible registration tone or a display at the base station. If registration is not successful, the LED on the Gigaset Repeater will flash continually. In this case, repeat the procedure.

Repeating registration

You can reregister the Gigaset Repeater at any time, for example if initial registration was unsuccessful, or if the Gigaset Repeater is to be registered at another base station for the first time.

Before registering the Gigaset Repeater once again (e.g. at a different base station), please reset the Gigaset Repeater beforehand as described below:

-  Switch on the unit (power plug inserted)
- Press the registration button for at least 10 seconds to reset

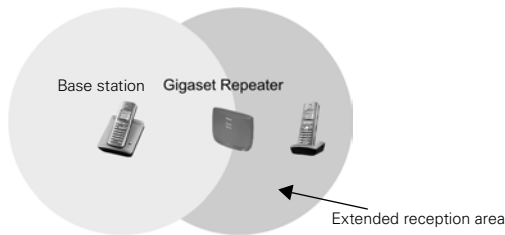
The Gigaset Repeater is now ready to be registered again as described above. This is signalled by the LED which flashes continually once the power plug is reconnected.

Installation

Once you have registered your Gigaset Repeater you can install it wherever you would like to extend the reception range of your handsets. However, you must ensure that there is a power point at the place of installation and that the left LED remains on constantly after the device has been switched on. If the left LED flashes, the Gigaset Repeater is too far away from the base station or reception is being hindered by thick walls or metal objects for example (e.g. radiators).

When looking for a suitable installation site, a useful guide is a handset which requires a good connection with the base station at the Gigaset Repeater installation site.

To operate a handset for the first time in the extended Gigaset Repeater area, switch off the handset within the new reception range of the Gigaset Repeater, but outside the reception range of the base station and then switch it back on again:



If you are using more than one Gigaset Repeater in the area of your base station, you must keep the Gigaset Repeaters at least 10m apart.

LED display of functions

There are two green LEDs on the centre front of the housing. The left LED displays registration and operation function, the right LED displays the handset-traffic via this repeater:

Left LED states:

Dark	power supply off
Flashing	no link to base station
Continuous lighting	normal link to base station
Intermittent flashing	ready to register
Fast flashing	manual registration: the repeater waits for input on the handset

Right LED states:


Dark	no traffic
Flashing once	one handset link via repeater
Flashing twice	two handset link via repeater

Miscellaneous

Using the verification tone

The verification tone enables you to establish whether or not the handset is working in the extended area of the Gigaset Repeater. This tone is audible on the activated handset as long as the unit is connected to the Gigaset Repeater.

Carry out the procedure described below on your Gigaset Repeater in order to switch the verification tone on and off:

-  Switch on the unit (power plug inserted)
- Press the registration button for at least 20 seconds to switch on/off

Miscellaneous

Troubleshooting

Problem	Cause	Action
Left LED flashes continuously when the registration procedure has been concluded	No radio connection to the base station	Repeat registration
Left LED flashes continuously at a selected location	No radio connection to the base station	Select a new location
Left LED does not light up at all	No power	Check the power point
No reception of the handset in the area of the repeater	Repeater not registered No radio connection to the base station Handset cannot find the repeater	Repeat registration Select a new location Switch handset on and off

Technical data

Standards:	Compatible to DECT, GAP
Radio frequency range:	1880 MHz - 1900 MHz
Transmit power:	10 mW average power per channel
Range:	max. 300 m outdoors, max. 50 m indoors
Power supply:	220/230 V, 50 Hz (plug-in power unit)
Power consumption:	6 VA
Operating temperature:	-10 °C to + 45°C
Dimensions (mm):	131 x 111 x 50 (LxBxH)
Weight:	136 g
Power cable length:	approx. 3 m

Service (Customer Care)

You have questions? As a Gigaset customer, you can take advantage of our comprehensive service offerings. You can find help quickly in this User Manual and in the service pages of our Gigaset online portal.

Please register your phone right after purchase.

This enables us to provide you with even better service regarding questions or a warranty claim. Your personal user account enables you to directly contact our customer service by email.

Our representatives are available on the telephone hotlines for more advanced questions or immediate consultation.

United Kingdom

www.gigaset.com/uk/service

Service Hotline: 0845 367 0812

(local call cost charge)

Ireland

www.gigaset.com/ie/service

Service Hotline: 1850 777 277

(6.6561 Ct./Call)

Please note that if the Gigaset product is not sold by authorised dealers in the national territory the product may not be fully compatible with the national telephone network. It is clearly specified on the box near the CE mark as well as on the bottom of the base station for which country/countries the equipment has been developed. If the equipment is used in a manner inconsistent with this advice or with the instructions of the manual and on the product itself, this may have implications on the conditions for warranty or guarantee claims (repair or exchange of product).

In order to make use of the warranty, the product purchaser is asked to submit a receipt which proves the date of purchase (date from which the warranty period starts) and the type of goods that have been purchased.

Customer Service & Assistance

Do you have any questions? As a Gigaset customer, you can find help quickly in this User Manual and in the service section of our Gigaset online portal www.gigaset.com/service.

In our constantly updated online service you can find:

- Extensive information about our products
- FAQ compilations
- Keyword search to help find topics quickly
- Compatibility database: Find out which base stations and handsets can be combined.
- Product comparison: Compare the features of several products with each other.
- Downloads for user manuals and current software updates
- E-mail contact form for customer service

Please register your phone online right after purchase.

This enables us to provide you with even better service regarding questions or an after sales query/issue/claim. In order to contact our customer service via email, please use the email contact form from our Gigaset online portal after selecting your home country.

Our representatives are also available on the telephone hotlines for consultation.

Customer Service & Assistance

Australia 1300 780 878
 Austria 0043 1 311 3046
 Bahrain 97 31 73 11 173
 Belgium 0 78 15 66 79
 Bosnia Herzegovina 033 276 649
 Brazil 4003 3020
 (grandes cidades e regiões metropolitanas -
 Custo de uma ligação local)
 0800 888 3020
 (demais localidades - Gratuito)
 Bulgaria **+359 2 9710666**
 (0.50 евро на минута от всички държави за
 стационарни телефони. За обаждания от
 мобилни телефони може да има други цени).
 Canada 1-866 247-8758
 China 0 21 400 670 6007 (RMB 0.11)
 Croatia 01 2456 555 (0,23 Kn)
 Czech Republic 0 233 032 727
 Denmark +45 (0) 35 25 86 00
 Finland 09 231 134 25
 France **+33 170 706 181**
 Coût d'un appel local depuis une ligne fixe
 France Télécom.
 Germany 01805 333 222
 Der Anruf kostet Sie aus den deutschen Fest-
 netzen 0,14 € pro Minute. Anrufe aus den deut-
 schen Mobilfunknetzen kosten höchstens 0,42
 € pro Minute.
 Greece **801-100.0.500**
 (Χρέωση 0,0026 € το λεπτό για το σταθερό δίκτυο
 της Ελλάδας. Για κλήσεις από κινητό ίσως ισχύουν
 άλλες χρεώσεις)
 Hong Kong 2763 0203
 2389 7285
 Hungary 01 267 21 09 (27 Ft)
 India Please refer to your
 local warranty card
 Indonesia (62-21) 5673813
 (62-21) 888856000
 Ireland 18 50 77 72 77
 Italy **199.15.11.15**
 (€ cent 8,36 + IVA al minuto da telefono fisso
 della rete Telecom Italia senza scatto alla ris-
 posta mentre per le chiamate effettuate attra-

verso la rete di altri operatori fissi o mobili con-
 sultate le tariffe del vostro operatore)
 Jordan 00962 6 5625460/1/2
 Kuwait +965 -22458737/22458738
 Lebanon +9611240259/
 +9611236110
 Luxembourg +352 8002 3811
 Malaysia +603-8076 9696
 Malta +390 2360 46789 (0,10 €)
 Mexico
 ... 01800 999 4442738 (01800 999 GIGASET)
 Netherlands **0900-3333102**
 (0,25 € per minuut (vast net). Voor oproepen uit
 het mobiele netwerk kunnen andere prijzen
 gelden.)
 New Zealand 0800 780 878
 Norway 22 70 84 00
 (Oppstartskost 89 øre + 15 øre pr minutt fra
 fasttelefon linje. For samtaler fra mobil vil det
 gjelde egne priser.)
 Oman +968 709281 Ext. 49/21/75
 Poland 801 140 160
 Portugal **(351) 808 781 223**
 (custo de uma chamada local)
 Qatar 00974 4257777 / 00974 4257844
 Romania +40 021 204 9130
 Russia 8 (495) 2281312
 Saudi Arabia 00966 2 6500282 Ext. 209
 Serbia 0800 222 111
 Singapore 6735 9100
 Slovak Republic 02 59 68 22 66 (4,428 sk)
 Slovenia 01 5644171
 South Africa +2711 46 13 181
 Spain 902 103935
 Sweden 87 50 99 11
 Switzerland 0848 212 000
 Taiwan 02 266 24343
 Turkey 0216 459 98 59
 Ukraine +380-44-451-71-72
 United Arab Emirates +97144458255/
 +97144458254
 United Kingdom 0 84 53 67 08 12
 USA 1-866 247-8758
 Vietnam 1900 545 416

Authorisation

This device is intended for use within the European Economic Area and Switzerland. If used in other countries, it must first be approved nationally in the country in question.

Country-specific requirements have been taken into consideration.

We, Gigaset Communications GmbH, declare that this device meets the essential requirements and other relevant regulations laid down in Directive 1999/5/EC.

A copy of the 1999/5/EC Declaration of Conformity is available at this Internet address:
<http://www.gigaset.com/docs>.

CE 0682

Guarantee Certificate United Kingdom

Without prejudice to any claim the user (customer) may have in relation to the dealer or retailer, the customer shall be granted a manufacturer's Guarantee under the conditions set out below:

- In the case of new devices and their components exhibiting defects resulting from manufacturing and/or material faults within 24 months of purchase, Gigaset Communications shall, at its own option and free of charge, either replace the device with another device reflecting the current state of the art, or repair the said device. In respect of parts subject to wear and tear (including but not limited to, batteries, keypads, casing), this warranty shall be valid for six months from the date of purchase.
- This Guarantee shall be invalid if the device defect is attributable to improper treatment and/or failure to comply with information contained in the user guides.
- This Guarantee shall not apply to or extend to services performed by the authorised dealer or the customer themselves (e.g. installation, configuration, software downloads). User guides and any software supplied on a separate data medium shall be excluded from the Guarantee.
- The purchase receipt, together with the date of purchase, shall be required as evidence for invoking the Guarantee. Claims under the Guarantee must be submitted within two months of the Guarantee default becoming evident.
- Ownership of devices or components replaced by and returned to Gigaset Communications shall vest in Gigaset Communications.
- This Guarantee shall apply to new devices purchased in the European Union. For Products sold in the United Kingdom the Guarantee is issued by: Gigaset Communications UK Limited, Quatro House, Lyon Way, Camberley, Surrey, GU16 7ER.
- Any other claims resulting out of or in connection with the device shall be excluded from this Guarantee. Nothing in this Guarantee shall attempt to limit or exclude a Customers Statutory Rights, nor the manufacturer's liability for death or personal injury resulting from its negligence.
- The duration of the Guarantee shall not be extended by services rendered under the terms of the Guarantee.
- Insofar as no Guarantee default exists, Gigaset Communications reserves the right to charge the customer for replacement or repair.
- The above provisions does not imply a change in the burden of proof to the detriment of the customer. To invoke this Guarantee, please contact the Gigaset Communications telephone service. The relevant number is to be found in the accompanying user guide.

Guarantee Certificate Ireland

Without prejudice to any claim the user (customer) may have in relation to the dealer or retailer, the customer shall be granted a manufacturer's Guarantee under the conditions set out below:

- In the case of new devices and their components exhibiting defects resulting from manufacturing and/or material faults within 24 months of purchase, Gigaset Communications shall, at its own option and free of charge, either replace the device with another device reflecting the current state of the art, or repair the said device. In respect of parts subject to wear and tear (including but not limited to, batteries, keypads, casing), this warranty shall be valid for six months from the date of purchase.
- This Guarantee shall be invalid if the device defect is attributable to improper care or use and/or failure to comply with information contained in the user manuals. In particular claims under the Guarantee cannot be made if:
 - The device is opened (this is classed as third party intervention)
 - Repairs or other work done by persons not authorised by Gigaset Communications.
 - Components on the printed circuit board are manipulated
 - The software is manipulated
- Defects or damage caused by dropping, breaking, lightning or ingress of moisture. This also applies if defects or damage was caused by mechanical, chemical, radio interference or thermal factors (e.g.: microwave, sauna etc.)
- Devices fitted with accessories not authorised by Gigaset Communications
- This Guarantee shall not apply to or extend to services performed by the authorised dealer or the customer themselves (e.g. installation, configuration, software downloads). User manuals and any software supplied on a separate data medium shall be excluded from the Guarantee.
- The purchase receipt, together with the date of purchase, shall be required as evidence for invoking the Guarantee. Claims under the Guarantee must be submitted within two months of the Guarantee default becoming evident.
- Ownership of devices or components replaced by and returned to Gigaset Communications shall vest in Gigaset Communications.
- This Guarantee shall apply to new devices purchased in the European Union. For Products sold in the Republic of Ireland the Guarantee is issued by Gigaset Communications UK Limited, Quatro House, Lyon Way, Camberley, Surrey, GU16 7ER.
- Any other claims resulting out of or in connection with the device shall be excluded from this Guarantee. Nothing in this Guarantee shall attempt to limit or exclude a Customers Statutory Rights, nor the manufacturer's liability for death or personal injury resulting from its negligence.
- The duration of the Guarantee shall not be extended by services rendered under the terms of the Guarantee.
- Insofar as no Guarantee default exists, Gigaset Communications reserves the right to charge the customer for replacement or repair.
- The above provisions does not imply a change in the burden of proof to the detriment of the customer. To invoke this Guarantee, please contact the Gigaset Communications helpdesk on 1850 777 277. This number is also to be found in the accompanying user guide.

Issued by
Gigaset Communications GmbH
Frankenstr. 2a, D-46395 Bocholt
© Gigaset Communications GmbH 2010
All rights reserved. Subject to availability.
Rights of modification reserved.
www.gigaset.com