



# AVerVision U50

## USB Interactive Visualizer

The AVerVision U50 USB visualizer features exceptional portability and convenience as well as the ability to run solely off power from the computer. The lag-free 30 fps frame rate, 5-megapixel camera sensor, HD 1080p output resolution and built-in microphone make it an excellent choice during video chats. Easily integrate U50 with your laptop or computer via the A+ Suite for Microsoft PowerPoint® to capture high-quality visualizer images and record live video and audio.



### Hassle-free Live HD Imaging

Show vivid, blur-free 30 fps live video at HD 1080p that will dazzle any audience, while utilizing the visualizer's wide shooting area and long flexible arm to easily capture complete images of documents & objects larger than an A4 sheet of paper.



### Easy Online Video Streaming

Take advantage of U50's quality 5-megapixel camera sensor, nearly instantaneous auto focus and built-in microphone to video chat through Skype™ and similar programs, streaming live images from the visualizer to friends, colleagues and pupils online.



### Engage with More Classroom Integration

Easily connect your visualizer to your computer via the U50's mini USB port and instantly bring images to life on your screen. AVer's A+ Suite software provides more collaboration between teachers and students with tools that help increase integration; such as annotation, recording, image capture, and picture-in-picture.



### Compact and Portable Design

Bring your U50 visualizer along with you wherever you go thanks to a lightweight design, a flexible arm and camera head that effortlessly slip into the visualizer's frame and a built-in handle for easy toting.

## A+ Suite Classroom Software for AVer Visualizer

- ▶ Integrate live images into existing teaching material, while accessing to visualizer functions.
- ▶ Upload lessons to YouTube™, DropBox™, classroom management sites and more!
- ▶ Stream live video from a second visualizer in picture-in-picture mode.
- ▶ Create your own media library then compare them side-by-side.
- ▶ View and adjust live visualizer images via an Interactive Flat Panel (IFP) or IWB.
- ▶ Create an interactive, and 1 to 1 learning environment with Sphere2 and ClassSend.



# AVerVision U50

## USB Interactive Visualizer

Product specifications		
Image sensor	1/4" CMOS color image sensor	
Total pixels	5M	
Output resolution	5M (2592 x 1944)	
TV lines	1000 (max.)	
Zoom	8X digital zoom	
Frame rate	30 fps (max.)	
Focus	Auto / Manual	
Shooting area	A3 landscape	
Image rotation	Electronic rotation 0° / 90° / 180° / 270° (via software)	
Annotation	Yes (via software)	
Recording	Yes (via software)	
Image effects	Color / B&W / Negative / Freeze (via software)	
Image adjustments (white balance / exposure)	Auto / Manual (via software)	
Presentation tools	Yes (Spotlight & Visor via software)	
Built-in MIC	Yes	
Capture mode	Single / Continuous	
Light source	Embedded LED lamp	
Mini USB 2.0 port	1 out	
Dimensions (W x H x D)	Operating: 248 x 448 x 390 mm	
	Folded: 259 x 39 x 163 mm	
Net weight	1.5 kg (3.3 lbs)	
Power source	USB powered	
A+ Suite OS compatibility		
Windows® OS	Windows® 7, 8, 8.1, 10 (32 / 64-bit)	
Mac OS	Mac OS X v10.7 Lion, Mac OS X v10.8 Mountain Lion, Mac OS X v10.9 Mavericks	
Package content		
AVerVision U50 unit	A+ Suite software CD	Warranty card
Mini USB cable	Quick guide	




### Camera head



### U50 base




### with a USB visualizer, you can display...

-  Film slides / Filmstrips
-  Real-time movements
-  Documents
-  3D objects
-  X-rays



### show images to your audience through...

-  Interactive flat panel
-  TV monitor
-  Projection screen
-  Digital monitor